

Features

Pre-configured 2-bay cabinet Simplex® 4100ES Fire Detection and Control panels feature:

- Cabinets and doors available in platinum or red
- Displays available as standard 2 x 40 LCD operator interface, or with InfoAlarm Command Center enhanced information display operator interface

Master Controller details:

- Color-coded operator interface
- InfoAlarm Command Center display panel allows custom labeling (see page 2 for details)
- Dual configuration program CPU with convenient service port access
- System power supply (SPS) and charger (9 A total) with on-board: 3, 3A NACs, 250 point IDNet addressable device interface, programmable auxiliary output, alarm relay, and battery charger for up to 115 Ah sealed lead-acid batteries (up to 50 Ah batteries can be mounted in 2-bay cabinets)
- Module level ground fault search locates and isolates faults to assist installation and service
- Power supply inputs are 220-240 VAC, 50/60 Hz

Standard addressable interfaces include:

- 250 Point IDNet addressable device interface for support of TrueAlarm analog sensing that operates with either shielded or unshielded twisted pair wiring
- Remote annunciator module support via RUI (remote unit interface) communications port
- Compatible with Simplex remotely located 4009 IDNet NAC Extenders

Software Feature Summary

CPU provides two on-board configuration programs:

- Two programs allow for reduced service programming time with one active program and one reserve
- Downtime is reduced because the system stays running during download

PC based programmer features:

- Convenient front panel access port for quick and easy download of site-specific programming
- Modifications can be uploaded as well as downloaded for greater service flexibility
- AND, firmware enhancements are made via software downloads to the EPROM – service personnel are not required to exchange board level components

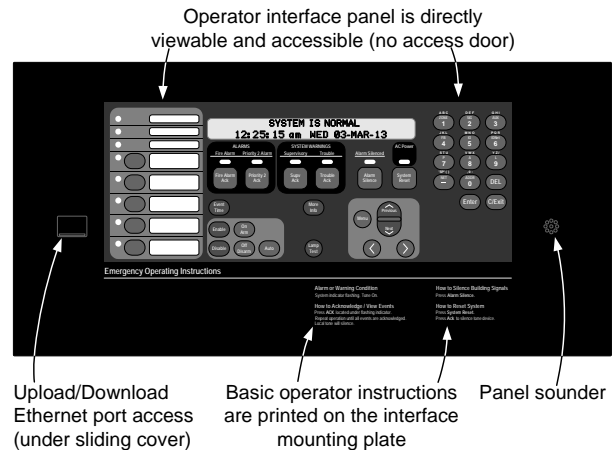
Master Controllers are UL Listed to:

- UL Std. 864, Fire Detection and Control (UOJZ), and Smoke Control Service (UUKL)
- UL Std. 2017, Process Management Equipment (QVAX)
- UL Std. 1076, Proprietary Alarm Units-Burglar (APOU)
- UL Std. 1730, Smoke Detector Monitor (UULH)


* This product has been approved by the California State Fire Marshal (CSFM) pursuant to Section 13144.1 of the California Health and Safety Code. See CSFM Listing 7165-0026:251 for allowable values and/or conditions concerning material presented in this document. Accepted for use – City of New York Department of Buildings – MEA35-93E. Additional listings may be applicable; contact your local Simplex product supplier for the latest status. Listings and approvals under Simplex Time Recorder Co. are the property of Tyco Fire Protection Products.



Pre-Configured Panels are Available with Display Options and in Platinum or Red (see page 2 for details)



Standard 2 x 40 Display Operator Interface



InfoAlarm Command Center Operator Interface (English shown for reference, see page 2 for localization details)

Description

The 4100ES product line offers a wide variety of standard and optional features. For many common applications, the capacity of these pre-configured models will satisfy the system requirement and also offer capacity for additional on-site module additions or for future expansion. Refer to page 2 for the list of available configurations and a list of reference equipment data sheets for additional detail.

Product Selection

Pre-Configured 2-Bay 4100 ES Fire Alarm Control Panel Details

Model	Color	Box, Door, and Dress Panel Reference	Master Controller	Display	Description
4100-9221	Platinum	2975-9445	4100-9211*	2 x 40 LCD	Includes 2-bay cabinet with glass door and dress panel, CPU assembly with 220-240 VAC input System Power Supply (SPS); 220/230/240 VAC Power Distribution Module (PDM)
4100-9224	Red	2975-9442			
4100-9223	Platinum	2975-9445	4100-9212*	InfoAlarm Command Center**	
4100-9225	Red	2975-9442			

* Agency listings are under these Master Controller assembly numbers.

** Has flat keys with inserts for custom key labels, see diagram below.

Accessories

Model	Description	
2975-9813	Platinum semi-flush box trim	37 mm (1 7/16") wide, four corners and trim pieces for top, bottom, and sides
2975-9812	Red semi-flush box trim	

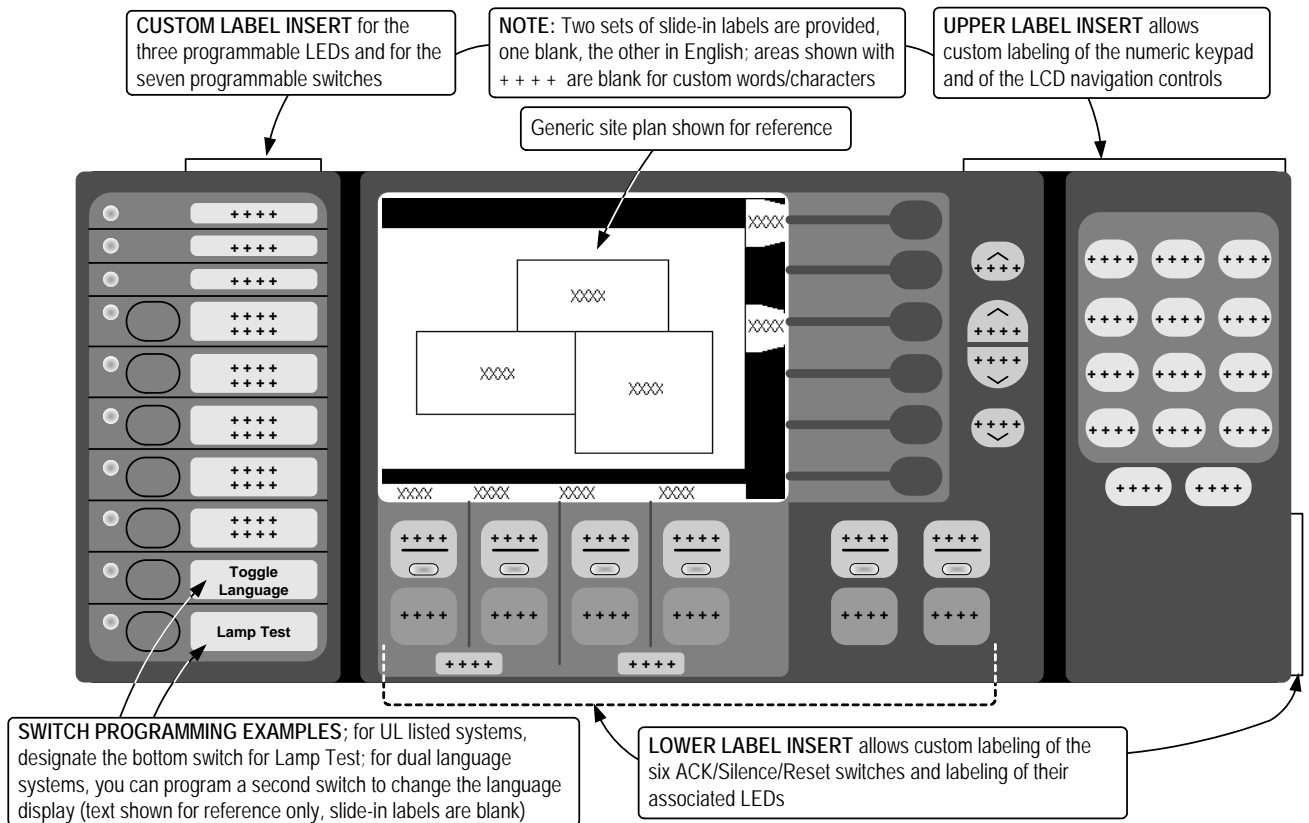
Battery Reference (refer to data sheet S2081-0006 for battery details)

Model	Capacity	Model	Capacity	Battery Notes
2081-9272	6.2 Ah	2081-9287	25 Ah	1. Sealed lead-acid batteries, 12 VDC each; two required per battery location. 2. Battery selection is required if batteries are internal. 3. Select one size per battery set
2081-9274	10 Ah	2081-9276	33 Ah	
2081-9288	12.7 Ah	2081-9296	50 Ah	
2081-9275	18 Ah			

Specification Reference

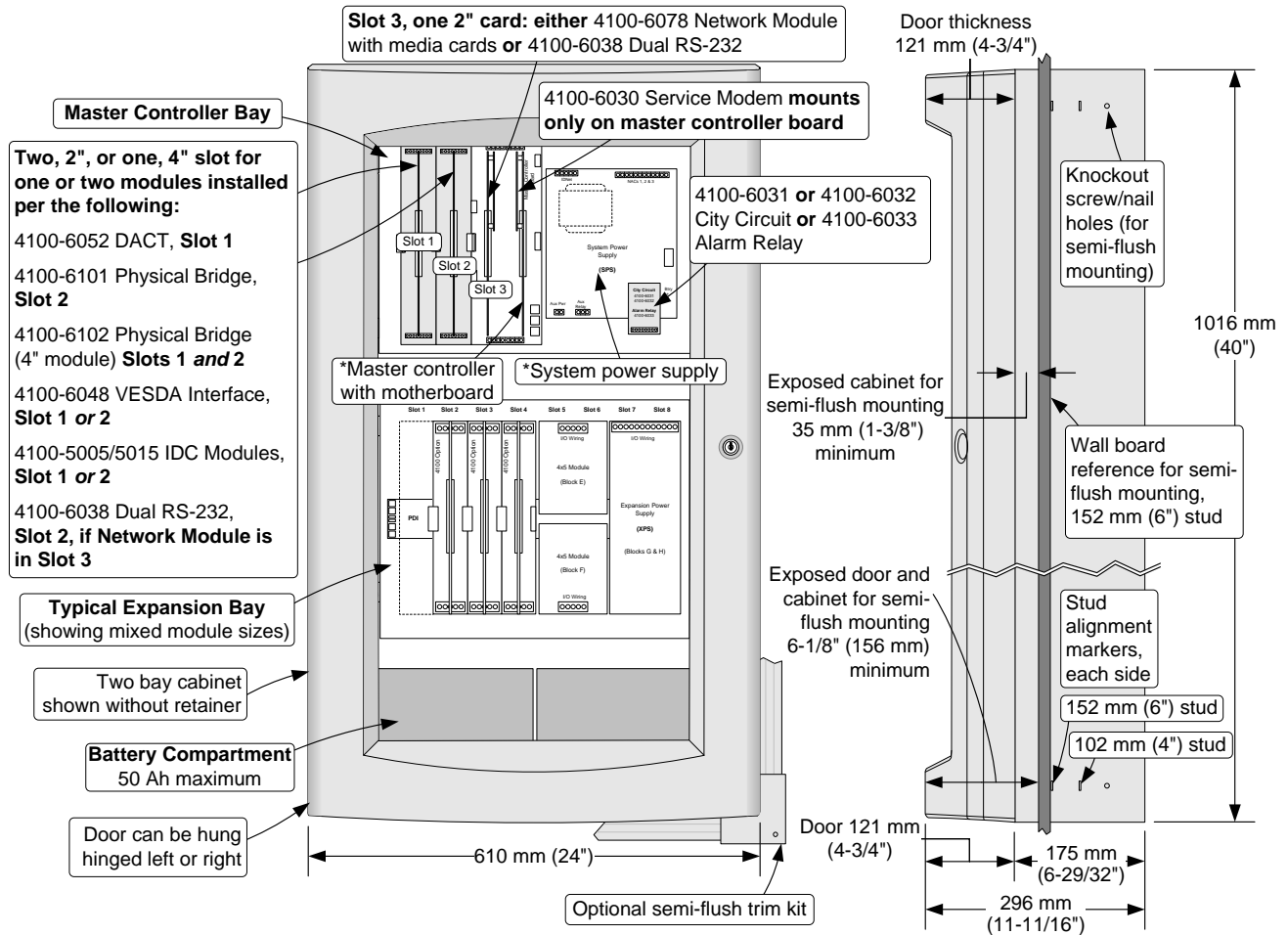
SPS and XPS AC Input Rating	2 A maximum @ 204 to 264 VAC, 50/60 Hz; with separate taps for 220/230/240 VAC
-----------------------------	--

InfoAlarm Command Center User Interface Localization Reference



4100ES 2-Bay Enclosure Mounting and Module Location Reference

Refer to data sheet S4100-0031 for optional module details.



NOTE:

A system ground must be provided for Earth Detection and transient Power protection devices. This connection shall be made to an approved, dedicated Earth connection per NFPA 70, Article 250, and NFPA 780, or to local building electrical codes.

Additional 4100ES Data Sheet and Related Product Reference

Subject	Data Sheet	Subject	Data Sheet
4100ES Basic Reference	S4100-0031	4009 IDNAC Repeater	S4009-0004
LED/Switch Modules	S4100-0032	Addressable Device Compatibility	S4090-0011
Remote Battery Charger	S4081-0002	TrueAlarm Sensors	S4098-0019
IDNet+ Module w/Quad Isolator	S4100-0046	InfoAlarm Command Center	S4100-0045
Enclosure Options	S4100-0037	Fire Alarm Network Overview	S4100-0055
Remote Annunciators	S4100-0038	Network Communications	S4100-0056
MINIPLX Transponders	S4100-0035	Network Display Unit	S4100-0036

TYCO, SIMPLEX, and the product names listed in this material are marks and/or registered marks. Unauthorized use is strictly prohibited. NFPA 72 and National Fire Alarm and Signaling Code are registered trademarks of the National Fire Protection Association (NFPA).



Tyco Fire Protection Products • Westminster, MA • 01441-0001 • USA

S4100-0064-2 4/2013

www.simplexgrinnell.com

© 2013 Tyco Fire Protection Products. All rights reserved

All specifications and other information shown were current as of document revision date and are subject to change without notice.